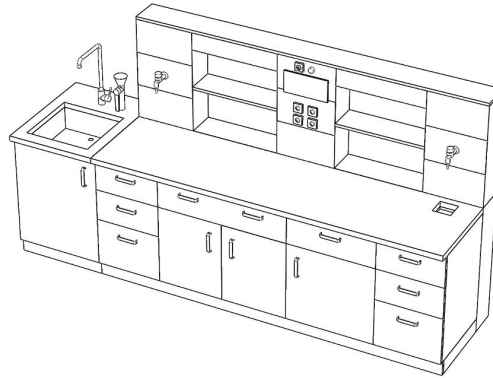
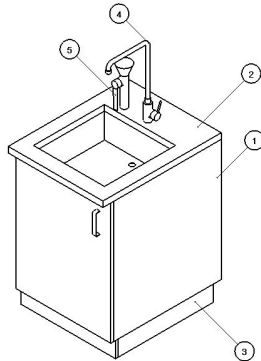


cat. no. 204.01

Bottom cabinets

## SINK CABINETS



1 - Sink cabinet, chapter 204.01

2 - Worktop, chapter 205.01

3 - Covering to the floor, chapter 204.04

4 - Mixers, chapter 207.02

5 - Safety shower, chapter 207.04

- A sink cabinet may be a stand-alone laboratory element, or it may complement work table assemblies or laboratory table assemblies. That is why our offer of sink cabinets is so variable.

Dimension series:

Width (mm)

600; 900

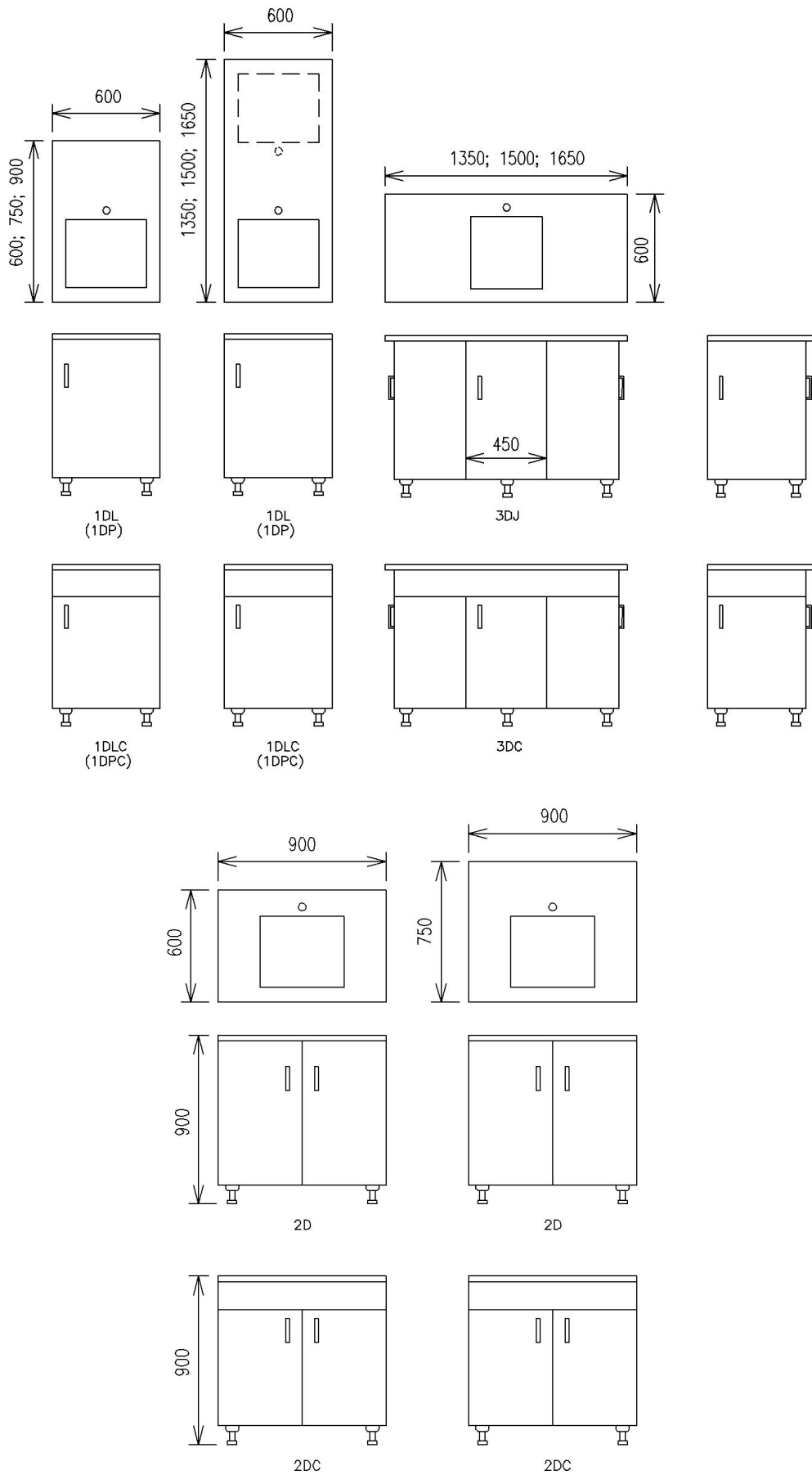
Depth (mm)

600; 750; 900; 1350; 1500; 1650

Height (mm)

900

## Variants of implementation



## MORE INFORMATION, PHOTOS



## TECHNICAL DATA

### Type designation

Sink cabinets

### Cabinet design

For one-sided table

For both-sided table

Separate

### Material design

value	Material
Standard	The cabinet is made of molded laminated panels
Standard plus	Body is made of molded laminated panels, fronts are made of high pressure laminate of standard performance
Premium	Body and fronts are made of metal sheets with a chemically resistant coating

### Cabinet width A

width	value
600 mm	Sink cabinet width
900 mm	Sink cabinet width
1200 mm	Sink cabinet width
1350 mm	Sink cabinet width
1500 mm	Sink cabinet width
1650 mm	Sink cabinet width

### Worktop depth B

depth	value
600 mm	Worktop depth
750 mm	Worktop depth
900 mm	Worktop depth
1050 mm	Worktop depth

### Door position

from the front

on the side

### Design

Sink cabinet with one wing door.

Sink cabinet with double wing door

Sink cabinet with triple wing door

### the shelf material

stainless steel AISI304

metal sheet, komaxit hue RAL 9016

high press laminate

pressed laminated board

### without shelves

standard

### Transition between cabinet and floor

value	intended for
Basic leg with plinth. The height of 100 mm.	
Basic plastic front leg. The height of 100 mm.	
Basic aluminum leg. The height of 100 mm.	
The cabinet is formed on the basic profile. Height 50 mm.	
<b>The cabinet is formed on the basic legs and fitted with plinth. The height of 100 mm.</b>	

### Handle

without handle

Standard handle circular with pitch of 128 mm

Standard handle oval with pitch of 128 mm

### Hardware

Standard

With damping tip-on- additional cost

### Color of corpus

Color of corpus is white

Color of corpus is grey

### Color implementation of cabinets

The basic color for the material of the cabinets is STANDARD PLUS. Whole cabinet is in white colour.

The basic color for the material of the cabinets is STANDARD PLUS. Corpus white, gray fronts.

The basic color for the material of the cabinets is STANDARD PLUS. Corpus white, light blue fronts.

The basic color for the material of the cabinets is STANDARD PLUS. Corpus white, light green fronts.

The basic color for the material of the cabinets is STANDARD and PREMIUM . Whole cabinet is in white colour.

The basic color for the material of the cabinets is STANDARD and PREMIUM . Corpus white, gray fronts.

The basic color for the material of the cabinets is STANDARD and PREMIUM . Corpus white, blue fronts.

The basic color for the material of the cabinets is STANDARD and PREMIUM . Corpus white, green fronts.

The basic color for the material of the cabinets is STANDARD and PREMIUM . Corpus white, creamy-yellow fronts.

Other than the basic colour of cabinets. The combination of colours in accordance with codes, see chapter Design.

### Atypical execution

Typical execution

Atypical execution

Typical execution

0 - clear choice from the options

Atypical execution

Q - Atypical design, which can not be clearly identified by means of code